

**Yukon Influenza Surveillance Report**  
**Influenza Season: 2009-2010**  
**Summary Report**  
**FluWatch Weeks 1-4 (January 3 - January 30, 2010)**

*\*\*\*All data are provisional and subject to change as information is received.*

Prepared by: Yukon Communicable Disease Control  
Report Written: February 5, 2010  
Disseminated: February 5, 2010

### Report Highlights

This surveillance report produced by YCDC summarizes influenza activity in the Yukon for the 2009-2010 season, during weeks 1-4 (January 3 - January 30, 2010). Please note that FluWatch reports are produced one week behind the current date.

2009-2010 FluWatch Weeks Calendar: <http://www.phac-aspc.gc.ca/fluwatch/09-10/09-10cal-eng.php>

During weeks 1-4, surveillance indicators continue to demonstrate low levels of influenza activity. The level of activity is within the expected range for this time of year. Included in this report is the proportion of the population that has received pH1N1 vaccination since the campaign began October 26, 2009.

### Pandemic H1N1 (pH1N1) Severe Outcomes

#### Hospitalizations

There have been no hospitalizations since week 46 (Nov 15 - Nov 21, 2009). Since October 20th, there have been 15 pH1N1 Yukon residents admitted to hospital. Among hospitalized cases 12 of the 15 had at least one risk factor for influenza complications. 3 out of 15 hospitalized cases have been admitted to ICU.

#### Deaths

There have been no deaths reported since week 46 (Nov 15 - Nov 21). Yukon has had three deaths where pH1N1 was detected; pH1N1 played a direct role in the death in two of the three individuals. The first death occurred during week 44, in a female child with underlying health conditions. The second death occurred during week 46 in an adult female, underlying health conditions were not present. A third death was announced December 9th, 2009. The death occurred in an infant who died early November, however, pH1N1 infection is thought to be coincidental and not a contributing factor in the death. A complete coroner's investigation is pending. Link to Yukon Health and Social Services Release: [http://www.hss.gov.yk.ca/news/id\\_213/](http://www.hss.gov.yk.ca/news/id_213/)

### FluWatch Reporting

Based on FluWatch activity level definitions, Yukon has reported the following activity levels:

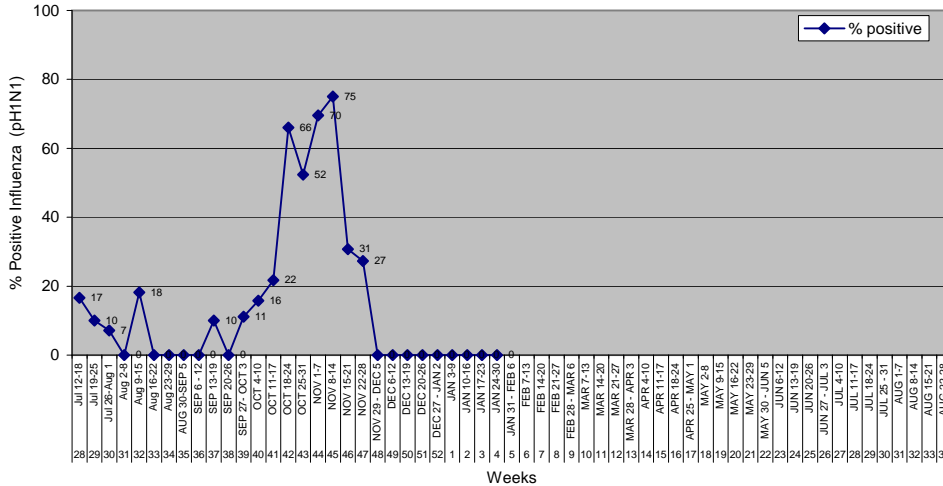
FluWatch activity level definition <http://www.phac-aspc.gc.ca/fluwatch/09-10/def09-10-eng.php>

<b>Weeks 1-4</b>	No activity: no laboratory-confirmed influenza detections during the past four weeks, however, sporadically occurring ILI may be reported
------------------	---

## Laboratory Reports

Since week 47 none of the submitted respiratory specimens have tested positive for influenza. Percentage of respiratory specimens testing positive for influenza A was highest during week 45, when percent positivity was 75%. Since week 45, percent positivity has continued to decline. *Please note data collection is ongoing.*

Percentage of Respiratory Specimens (Submitted for testing in Yukon) Diagnosed Positive for Influenza pH1N1



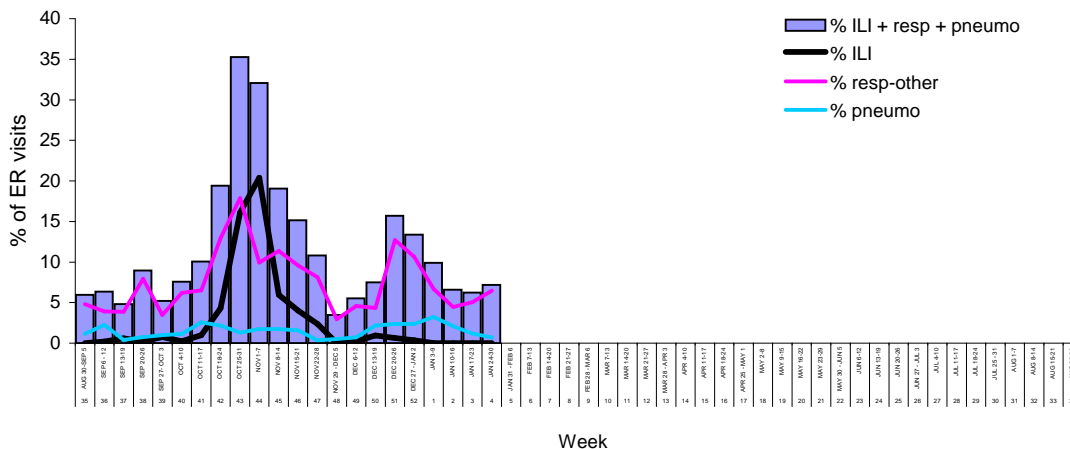
## Communities with Laboratory Confirmed pH1N1

Cumulative laboratory information indicates that since April, 2009 Whitehorse and 9 out of 13 surrounding communities have had confirmed pH1N1 case reports.

## Whitehorse General Hospital Emergency Visits

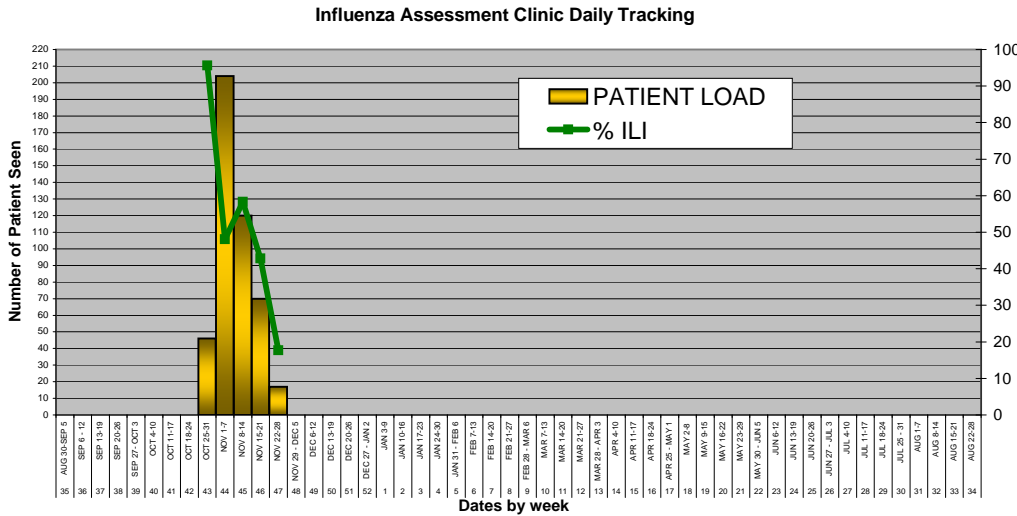
During weeks 1-4 the proportion of presentations to the WGH emergency department for respiratory symptoms identified as ILI has remained low. Proportion of visits for other respiratory concerns showed a decrease along with ILI visits from weeks 44 to 48. Weeks 49-51 showed an increase in these visits. During weeks 1-4 this proportion is similar to what was seen during weeks 48-50 and prior to week 41.

Percent of WGH ER visits with influenza-like illness (ILI), other respiratory symptoms, or pneumonia by week



## Influenza Assessment Clinic

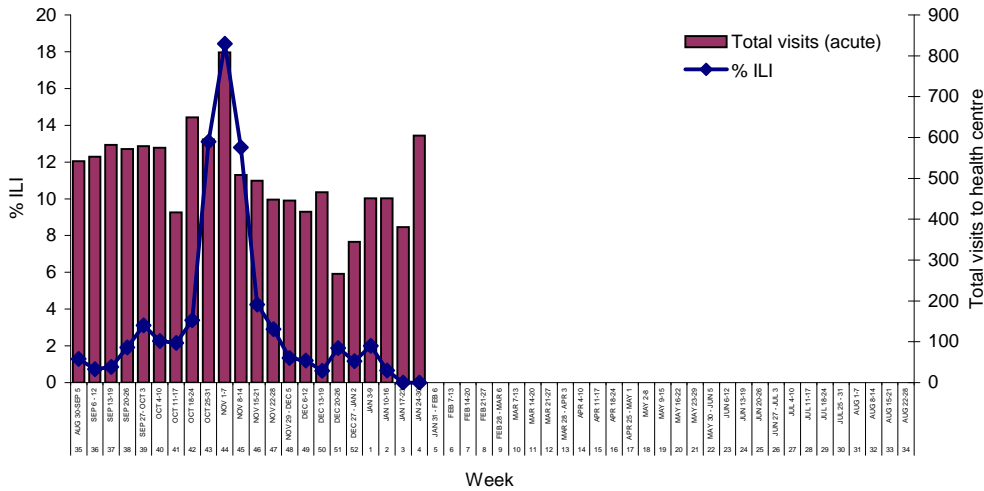
This downtown Whitehorse clinic opened its doors on October 30<sup>th</sup>, 2009. The following graph depicts patient volume from October 30<sup>th</sup> to November 27, 2009. The clinic's last day of operation was November 27<sup>th</sup>, 2009.



## Community Health Centres

Influenza-related visits to Community Health Centres (rural Yukon) increased substantially during weeks 42-44 while decreasing activity was seen from week 45 on. From week 48 on, the proportion of ILI related visits have returned to similar levels experienced in week 42 and earlier.

Percentage with ILI, visits to community health centres by week



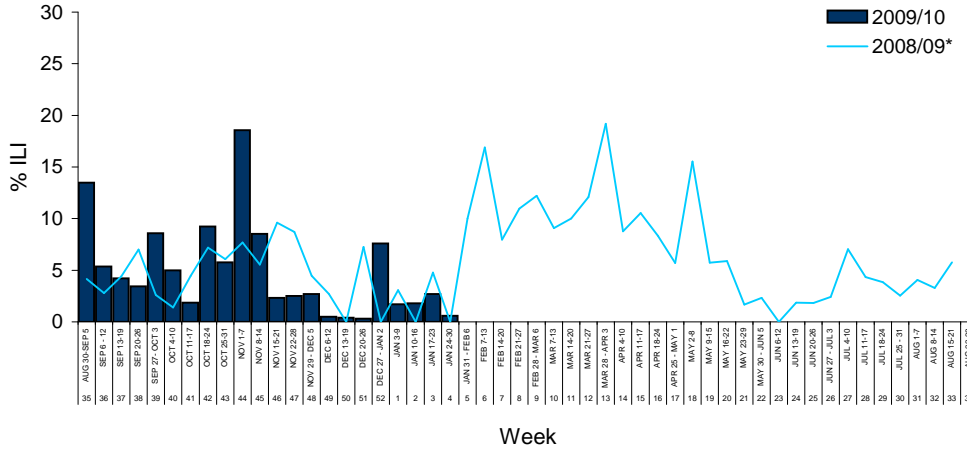
\*Data provided from Community Nursing

## Sentinel physicians/sites

The percentage of patients presenting to sentinel physicians or sites with ILI during weeks 1-4 was between 0.6% (week 4) and 2.7% (week 3).

During the 2008/09 season, an average of five sentinel reports were received each week. A new recruitment of sentinel physicians and sites occurred in July 2009. There are presently 18 sentinel physicians/sites across the territory; between 50 to 83% of sentinels reported during weeks 1-4. Yukon's sentinel surveillance system is comprised of all Community Health Centres and participating physicians. (FluWatch Sentinel Surveillance Information <http://www.phac-aspc.gc.ca/fluwatch/sent-eng.php> )

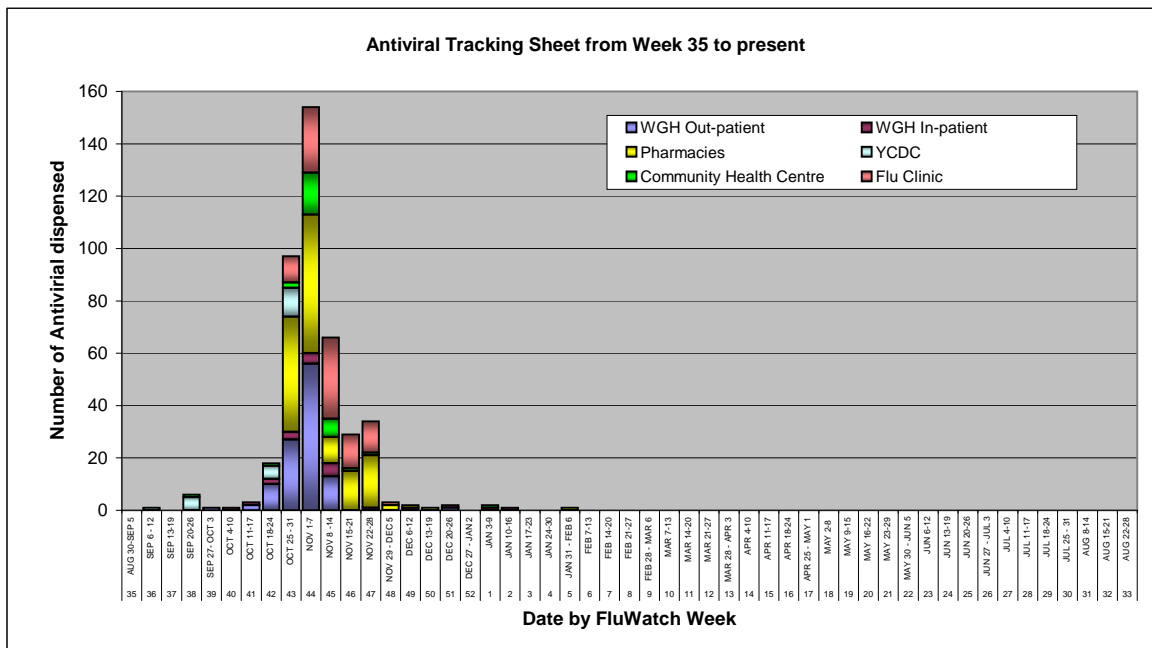
Percentage with ILI, visits to sentinels by week



\*2008/09 weeks are slightly different than those shown (following the Sun-Sat weekly pattern).

## Antiviral Prescriptions/Dispensing

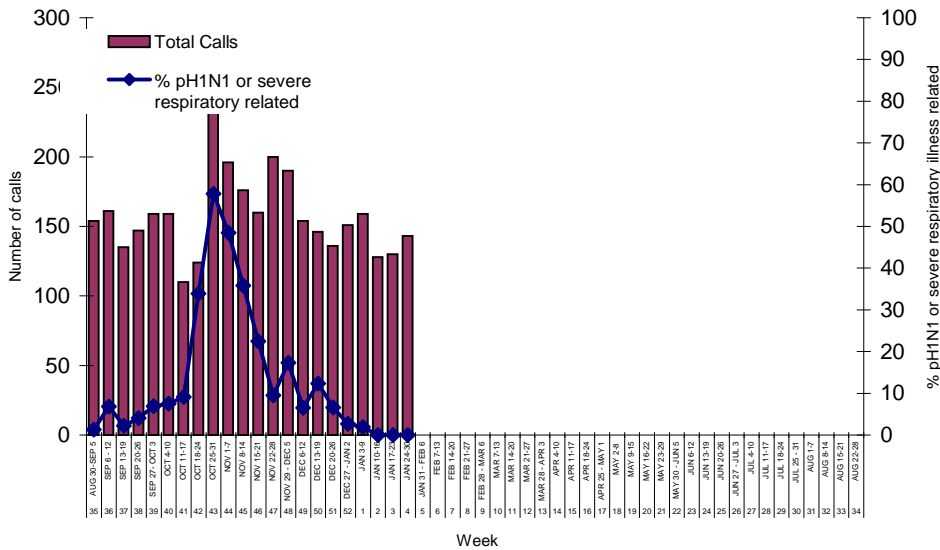
Antiviral prescriptions have decreased since week 45. During weeks 1-4 there were sporadic distributions seen. *Please note data collection is ongoing.*



## HealthLink 811

The percentage of calls related to Influenza A pH1N1 or severe respiratory illness have remained decreased during weeks 1-4.

Number of calls and percentage related to pH1N1 or severe respiratory illness by week



Calls related to pH1N1 or severe respiratory illness by type of call

Week ending	Oct 17	Oct 24	Oct 31	Nov 7	Nov 14	Nov 21	Nov 28	Dec 5	Dec 12	Dec 19	Dec 26	Jan 2	Jan 9	Jan 16	Jan 23	Jan 30
Week	41	42	43	44	45	46	47	48	49	50	51	52	1	2	3	4
Triage	70.0	73.8	44.5	58.9	47.6	58.3	17.1	36.4	80.0	61.1	66.7	0.0	0.0	0.0	0.0	0.0
Education	30.0	26.2	54.8	40.0	42.9	25.0	74.3	33.3	10.0	27.8	22.2	50.0	0.0	0.0	0.0	0.0
Wayfinding	0.0	0.0	0.6	1.1	9.5	16.7	8.6	30.3	10.0	11.1	11.1	50.0	0.0	0.0	0.0	0.0

Note: Triage = caller requesting information on symptom management/guidance; Education = caller requesting information about an illness or condition; Wayfinding = caller looking for contact or service directions

## Outbreaks

No facility outbreaks have been reported since week 43 (Oct 25 - 31, 2009). On October 29th, 2009 (during week 43) YCDC was notified of an influenza outbreak within the Whitehorse Correctional facility. The outbreak was contained to fewer than 10 residents who developed symptoms during their stay at the facility or who exhibited symptoms of influenza upon admission. Causative organism of the outbreak was identified as pH1N1. This outbreak was declared over on November 16th, 2009

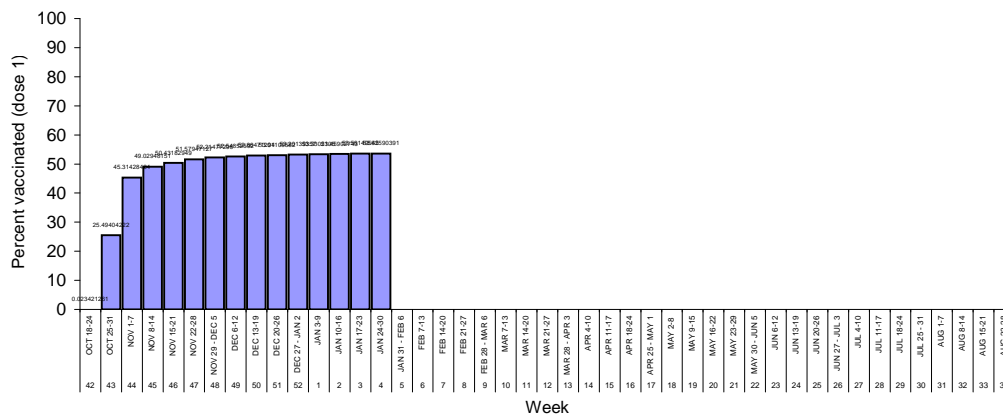
## Schools

There have been no reports of high absenteeism in schools since week 45 (Nov 8 - 14, 2009).

## Immunization

The percentage of the population vaccinated with one dose against influenza A pH1N1 reached 53.6% in week 4. The age groups with the highest proportions vaccinated (dose 1) are those 6 months to 4 years and those 65 year or older. Vaccine administration is ongoing.

Proportion of population vaccinated, dose 1, by week in the Yukon Territory



Proportion of population vaccinated, dose 1, by age group by January 30, 2010

Age group	% Vaccinated
6 mo - 4 years	69.4
5-18 years	56.1
19-29 years	36.3
30-39 years	51.5
40-64 years	55.3
65+ years	68.7
<b>TOTAL</b>	<b>53.6</b>

\*Data provided by the Community Nursing Vaccination Program.

## Adverse Events Following Immunization

Of 18,317 doses administered from October 26 to January 30, 2009, 35 adverse events following immunization have been reported. The types of reports include both local and allergic reactions. None of the events fit the criteria for serious adverse events, and none required hospitalization.

## BRITISH COLUMBIA INFLUENZA SURVEILLANCE BULLETIN

2009-10: Number 17, Week 04

January 24-30, 2010

### FluWatch

During week 3, influenza activity in Canada remained low. The sentinel ILI consultation rate was 12 per 1000 patient visits, which is well below the expected range for this time of year. Less than one percent of respiratory specimens tested nationally were positive for influenza, compared to 22% positivity for RSV. Of the 8 influenza detections reported nationally, 7 were pH1N1, and 1 was influenza B (Ontario). [www.phac-aspc.gc.ca/fluwatch/](http://www.phac-aspc.gc.ca/fluwatch/)

### National Microbiology Laboratory

Between September 1, 2009 and January 28, 2010, 744 influenza isolates (734 pandemic H1N1 and 10 seasonal influenza) were collected from provincial and hospital labs and characterized at the National Microbiology Laboratory (NML):

734 A/California/07/2009 (H1N1)-like§ from BC, AB, SK, MB, ON, QC, NB, NS, PEI, & NT;

2 A/Brisbane/59/2007 (H1N1)-like† from AB & QC;

1 A/Brisbane/10/2007 (H3N2)-like† from BC;

6 A/Perth/16/2009 (H3N2)-like¶ from AB & QC;

1 B/Brisbane/60/2008 (Victoria lineage)-like† from ON.

§ A/California/07/2009 (H1N1) is the variant reference virus (pH1N1) selected by WHO for the pandemic influenza A/H1N1 vaccine

† indicates a strain match to the 2009-10 northern hemisphere trivalent influenza vaccine

¶ indicates a strain match to the 2010 southern hemisphere trivalent influenza vaccine

Drug susceptibility testing at the NML between September 1, 2009 and January 28, 2010 indicated that 99% (935/945)

**INTERNATIONAL** During week 3 (January 17-23, 2010), influenza activity remained low in the United States (<http://www.cdc.gov/flu/weekly/>). Five percent (164/3588) of respiratory specimens tested in reference laboratories were positive for influenza. All (98/98) subtyped influenza A viruses were pH1N1. Influenza B was detected in 2 specimens. The proportion of sentinel physician visits due to ILI remained low (1.7%) and below the national baseline.

In Europe, some Eastern European countries reported ongoing influenza activity due to pH1N1, but all other countries reported declining trends for the week of January 18-24. Fifteen percent of sentinel laboratory samples were positive for influenza, a decrease from the previous week. Of 122 sentinel influenza detections across Europe, 6 were influenza B, 116 were influenza A, and 100% of the sub-typed influenza A viruses were pH1N1. (<http://www.eiss.org>)

Worldwide, pH1N1 continues to be the dominant influenza virus currently circulating. From January 10-16, 2010, 64% (1961/3044) of the influenza detections reported to WHO from various regions of the world were influenza A, and of those sub-typed, 95% (1637/1724) were pH1N1.

Influenza B as a proportion of all influenza viruses detected globally has been increasing in recent weeks: 6% in week 51 (Dec 20-26, 2009), 11% in week 52 (Dec 27, 2009 – Jan 2, 2010), 18% (505/2771) in week 1 (Jan 3-9, 2010), and 36% (1083/3044) in week 2 (Jan 10-16, 2010).

Most of the recent influenza B viruses have been reported from China, where 52% (1037/2031)

of influenza detections in week 2 were type B virus. In temperate regions of the southern hemisphere, sporadic cases of pH1N1 continue to be detected; however, sustained community transmission has not been observed in recent weeks. ([http://www.who.int/csr/don/2010\\_01\\_22/en/index.html](http://www.who.int/csr/don/2010_01_22/en/index.html))

## Pandemic H1N1 Influenza Web Sites

Yukon H&SS [www.hss.gov.yk.ca/](http://www.hss.gov.yk.ca/)  
PHAC: [www.phac-aspc.gc.ca/alert-alerte/swine\\_200904-eng.php](http://www.phac-aspc.gc.ca/alert-alerte/swine_200904-eng.php)  
BCCDC: [www.bccdc.ca/dis-cond/a-z/h/HumanSwineFlu/default.htm](http://www.bccdc.ca/dis-cond/a-z/h/HumanSwineFlu/default.htm)  
[www.health.gov.bc.ca/pandemic/response/index.html](http://www.health.gov.bc.ca/pandemic/response/index.html)  
US CDC: [www.cdc.gov/swineflu/index.htm](http://www.cdc.gov/swineflu/index.htm)  
WHO: [www.who.int/csr/disease/swineflu/en/index.html](http://www.who.int/csr/disease/swineflu/en/index.html)

## Acronyms

**ILI:** Influenza-Like Illness  
**pH1N1:** Pandemic H1N1 influenza or swine origin influenza  
**WHO:** World Health Organization



Yukon Communicable Disease Control  
#4 Hospital Road  
Whitehorse Yukon T  
Y1A 3H8

Phone: (876) 667-8323 Fax: (876) 667-8349